



TECHNISCHE
UNIVERSITÄT
WIEN

VIENNA
UNIVERSITY OF
TECHNOLOGY

Using Utility Analysis to Evaluate and Compare Preservation Strategies

Carl Rauch, Andreas Rauber
Vienna University of Technology
<http://www.ifs.tuwien.ac.at>





Motivation

- We have




- collections with different file formats and preservation requirements
- myriads of potential preservation approaches (various converters, emulators, metadata schemes,...)

- We need

- a *structured approach* to selecting and evaluating preservation solutions, rather than un-transparent „out-of-the-guts“ decisions



Outline

- Introduction
- Utility Analysis
 - Set objectives 
 - Evaluate alternatives 
 - Define preferences and decide 
- Summary



Selecting a preservation strategy

Problem → Requirements → Solution

- Several preservation strategies, none excels in all circumstances
- Different requirements for different collections
- Steady change and development of strategies and tools

- Strategies that suit different requirements
- Means to make strategies comparable
- Measures to be equally applicable to new preservation strategies
- Structured approach

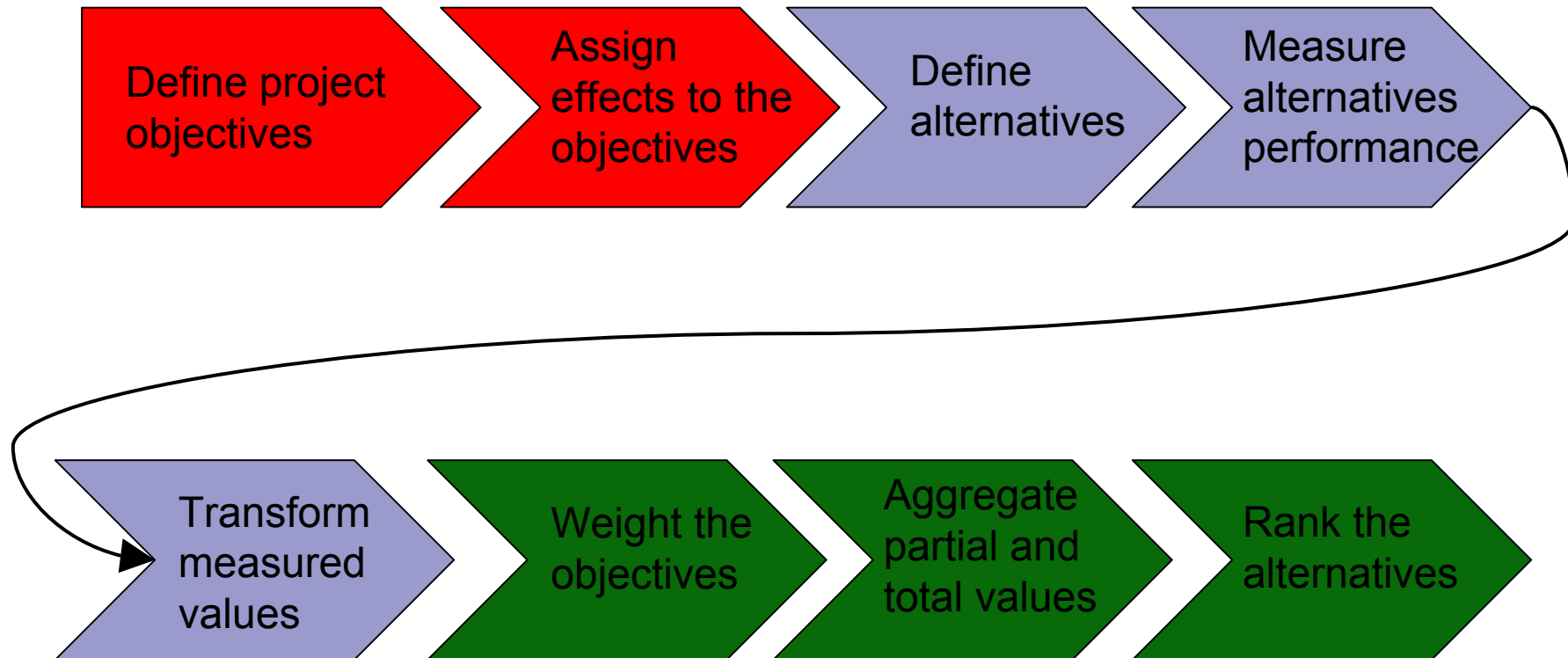

- Generic framework, which can be easily applied to specific environments
- Decision support system, which clearly ranks possible preservation solutions



Utility Analysis

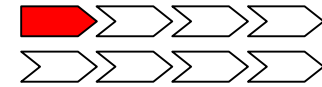
- Developed in the 1970s
- Applied mainly for infrastructure projects, such as dams, bridges, neighbourhoods
- Flexible and expandable
- Adapted to fit the preservation requirements

Utility Analysis Procedure



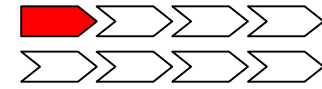


Define Project Objectives



- Collect set of project objectives
- Include all requirements and desiderata
- Rather complex, extensive
- Procedure:
 - Bottom-up approach:
brainstorming session
 - Top-down approach:
according to generic objective tree
 - Structure as an *Objective Tree*

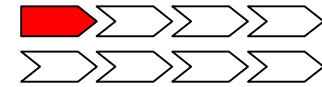
Define Project Objectives



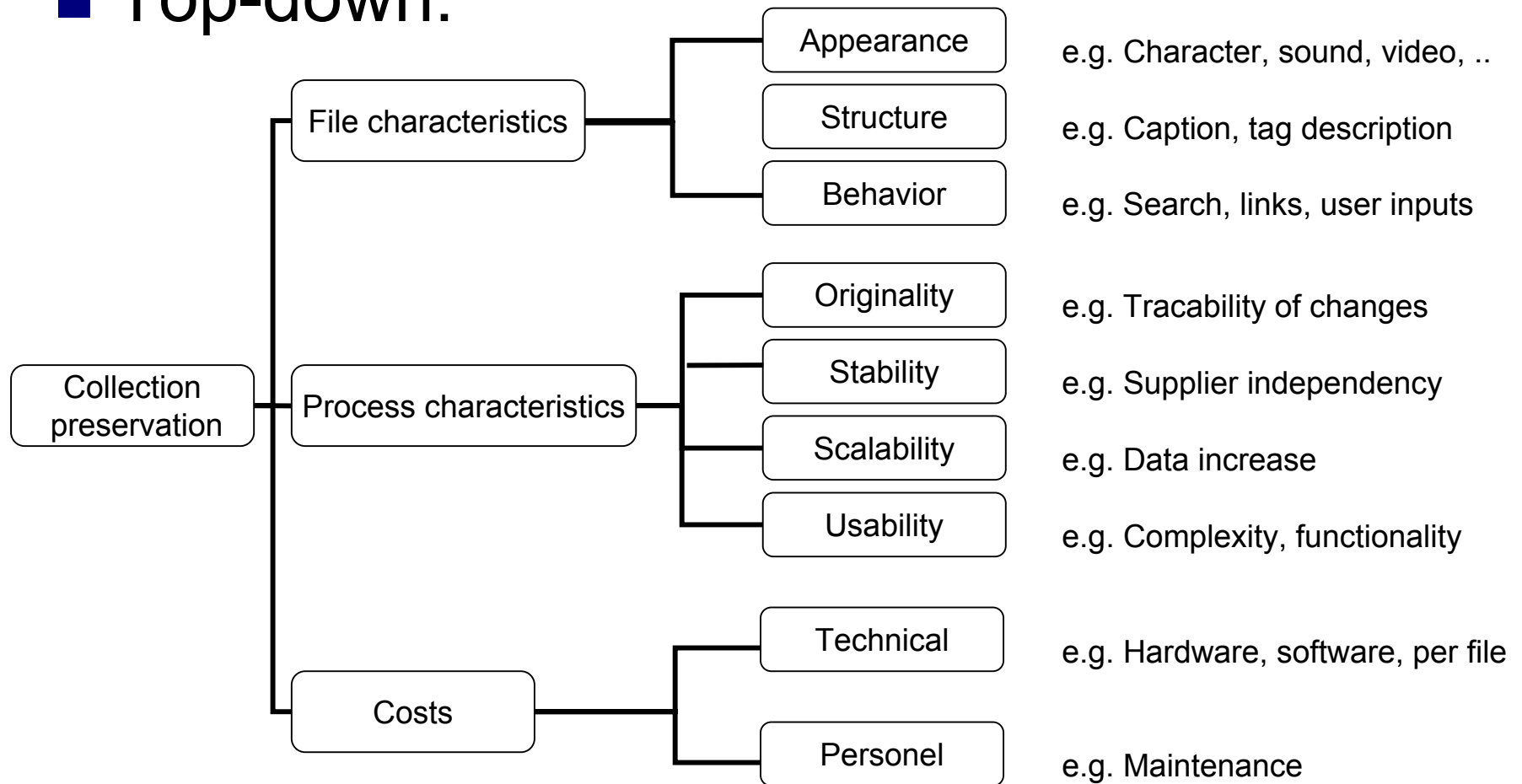
■ Bootom-up:



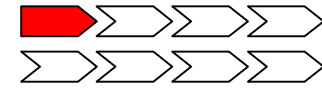
Define Project Objectives



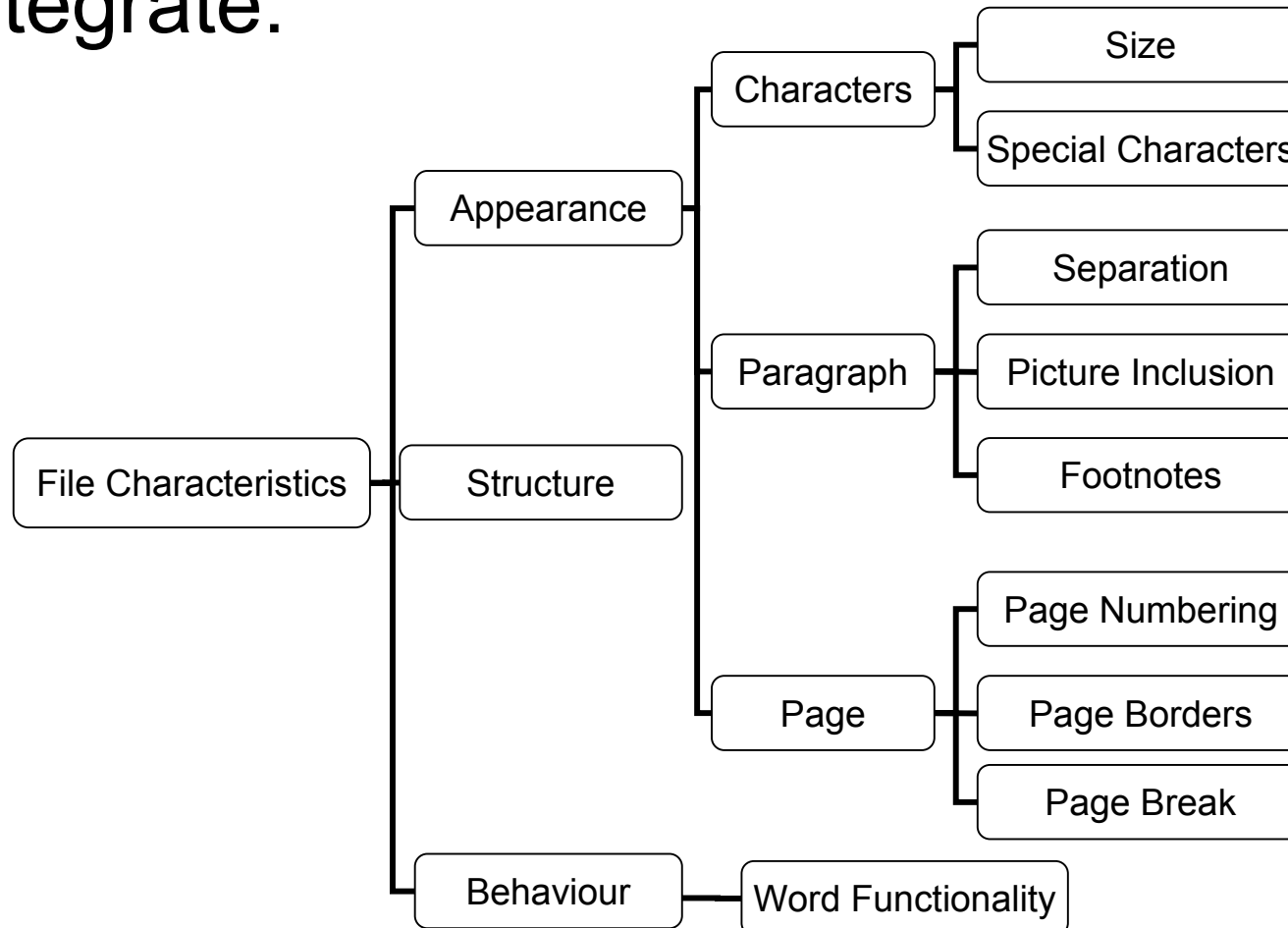
■ Top-down:



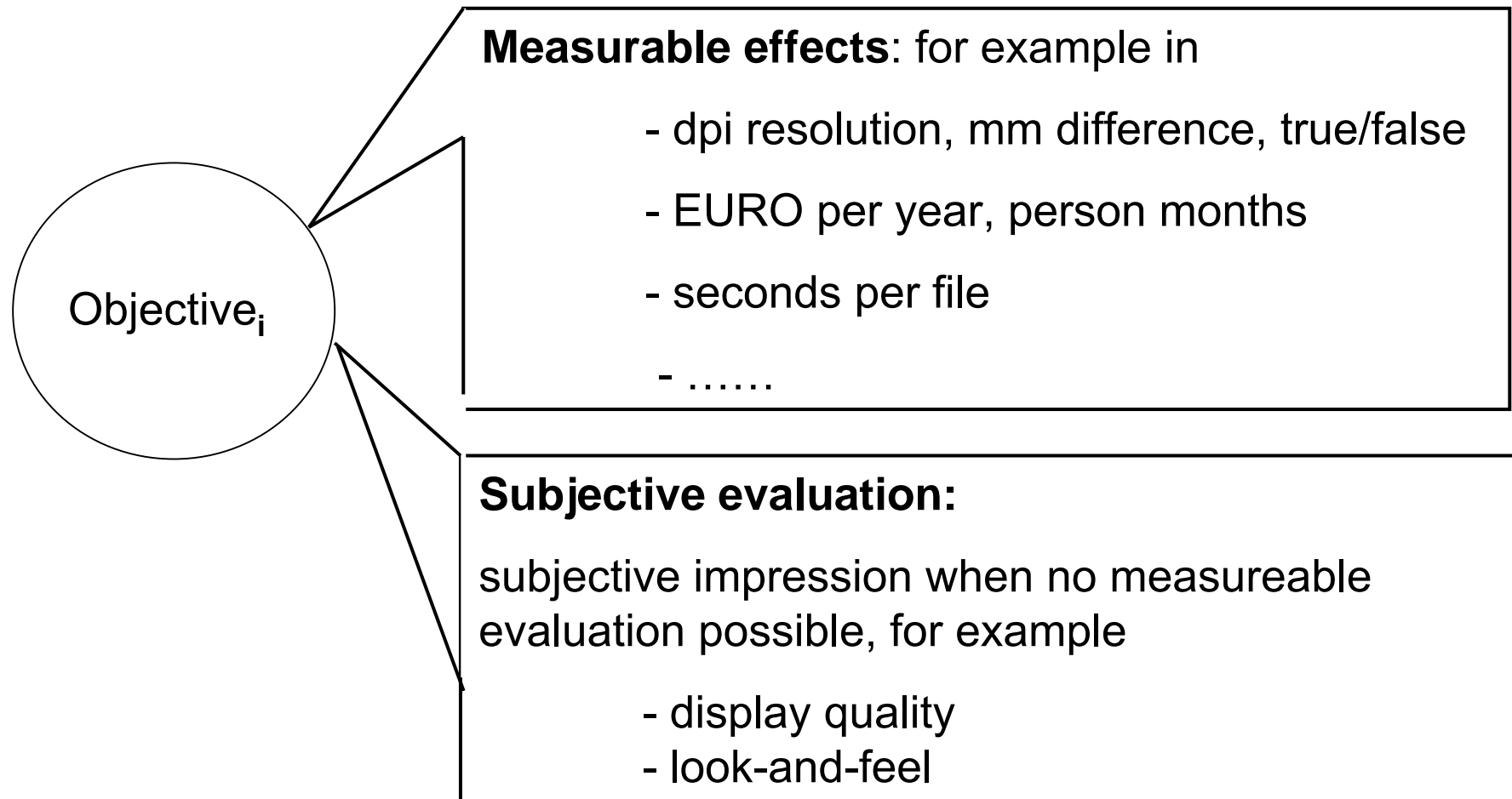
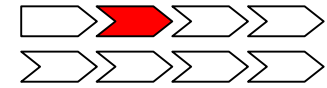
Define Project Objectives



■ Integrate:

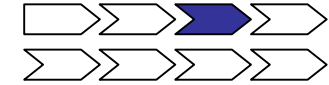


Assign effects to objectives



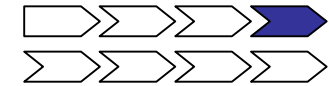


Listing Alternatives



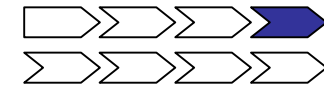
- Migration and Standardisation
 - Migrate documents to Adobe PDF using XXX
 - Migrate documents to OpenOffice 1.0
 - Migrate documents to PostScript using XXX
 - Migrate documents to MS Word 2003
- Encapsulation
- Hardware Museum
- ...
- Maintain current strategy
- No action

Alternatives' evaluation




- Select files for evaluation
 - Original files from collection
 - Files from a testbed
- Ensure that they cover collection characteristics
- Perform preservation steps according to list of alternatives
- Measure results

Alternatives' evaluation



- Result:
Table of performance measures


| | <i>Word 2003</i> | <i>OpenOffice</i> | <i>PDF 5.0</i> | <i>No changes</i> |
|--------------------------------|------------------|-------------------|----------------|-------------------|
| <i>Page margins</i> | <i>0 mm</i> | <i>+ 3 mm</i> | <i>0 mm</i> | <i>0 mm</i> |
| <i>Ingest: sec. per file</i> | <i>10 sec</i> | <i>10 sec</i> | <i>15 sec</i> | <i>0 sec</i> |
| <i>Software costs per year</i> | <i>50 €</i> | <i>0 €</i> | <i>0 €</i> | <i>0 €</i> |
| <i>Numbering of chapters</i> | <i>3</i> | <i>N.A.</i> | <i>5</i> | <i>5</i> |
| <i>Paragraph formatting</i> | <i>3</i> | <i>2</i> | <i>5</i> | <i>5</i> |



Transform Measured Values

- Need to make measured values comparable
- Define transformation table

| | 5 | 4 | 3 | 2 | 1 | N.A |
|------------------------------|-----------------|-----------------|-----------------|-----------------|-----------------|-------------------|
| <i>Page margins</i> | <i>+/- 0mm</i> | <i>+/- 1mm</i> | <i>+/- 2mm</i> | <i>+/- 3mm</i> | <i>+/- 4mm</i> | <i>> 4mm</i> |
| <i>Ingest: sec. per file</i> | <i>0 -5 sec</i> | <i>5-10 sec</i> | <i>10-15sec</i> | <i>15-25sec</i> | <i>25-40sec</i> | <i>>.40sec</i> |
| <i>SW costs/year</i> | <i>0 €</i> | <i>1-30 €</i> | <i>31-50 €</i> | <i>51-70 €</i> | <i>71-100 €</i> | <i>> 100 €</i> |
| <i>Chapter numbering</i> | <i>5</i> | <i>4</i> | <i>3</i> | <i>2</i> | <i>1</i> | <i>N.A.</i> |
| <i>Paragraph formatting</i> | <i>5</i> | <i>4</i> | <i>3</i> | <i>2</i> | <i>1</i> | <i>N.A.</i> |

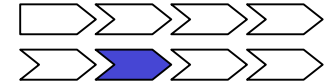


Transform measured Values

- Transform measures:

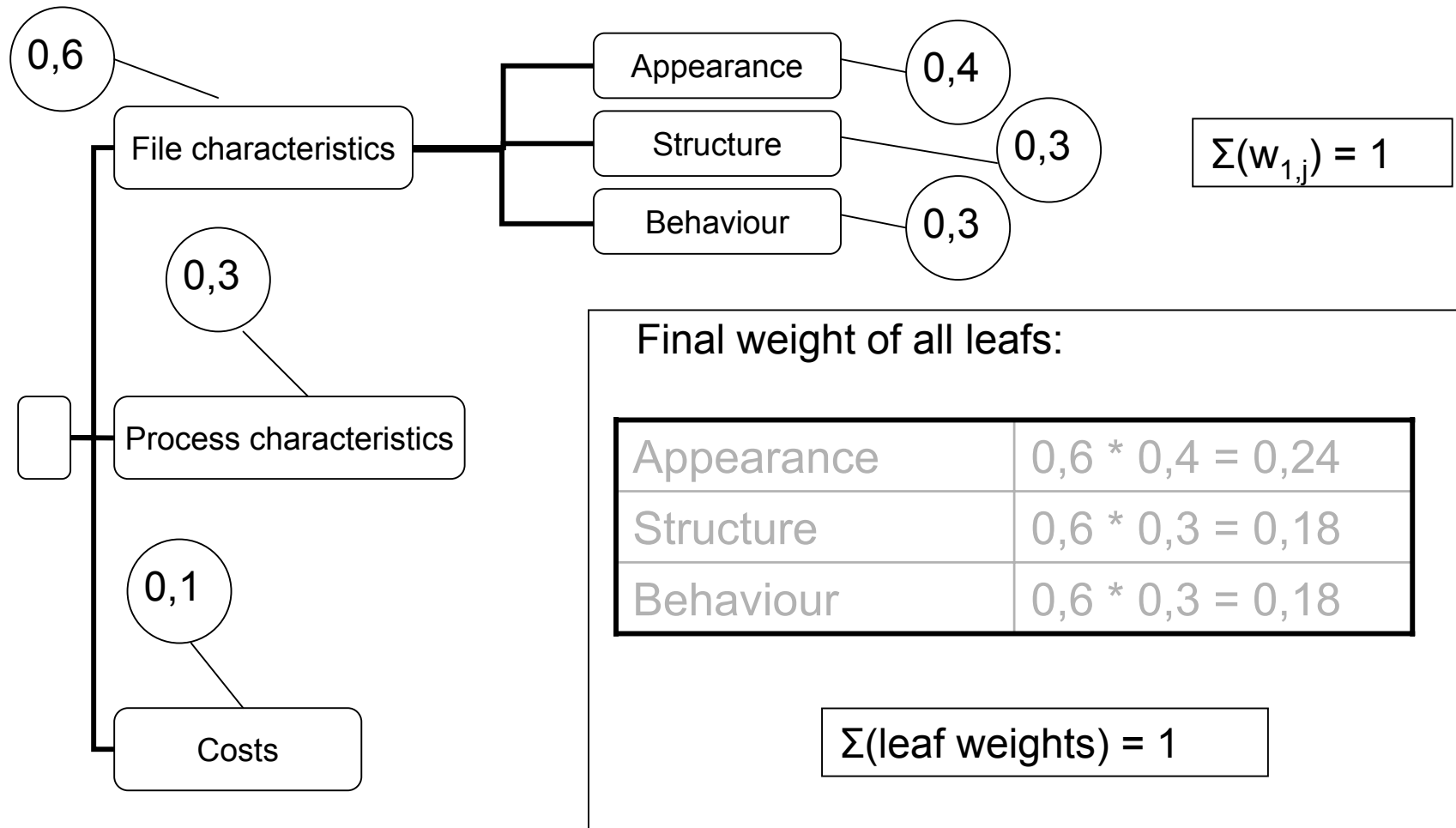
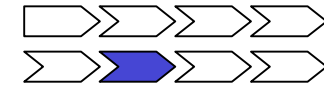
| | <i>Word 2003</i> | <i>OpenOffice</i> | <i>PDF 5.0</i> | <i>No changes</i> |
|--------------------------------|------------------|-------------------|----------------|-------------------|
| <i>Page borders</i> | 5 | 2 | 5 | 5 |
| <i>Ingest: sec. per file</i> | 4 | 4 | 3 | 5 |
| <i>Software costs per year</i> | 3 | 5 | 5 | 5 |
| <i>Numbering of chapters</i> | 3 | N.A. | 5 | 5 |
| <i>Paragraph formatting</i> | 3 | 2 | 5 | 5 |

Weighting

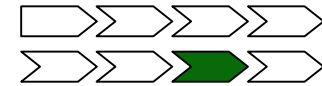


- Objectives differ in importance / priority
- Assign weights to objectives
- Basically possible right after definition of Objective Tree
- Recommended to perform after measurement and transformation
- Weights per branch level sum up to 1

Weighting

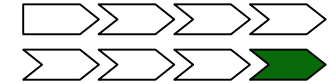


Aggregating part values



- Calculate leaf values by multiplying transformed measurements with weights
- Aggregate values per alternative
- If necessary, average or min/max over different demo-files
- Provides performance per alternative according to different branch levels, i.e. objective granularities


Final Ranking



- Ranking of alternatives
- Not-acceptable alternatives are kept in ranking
- Final sensitivity analysis regarding non measurable influences on the decision, such as:
 - expertise in a specific alternative
 - good relation to a supplier
 - ...




Summary



- Composition of Objective Tree depends strongly on collection requirements
- Different solutions vary mainly in
 - Objective tree composition
 - Objective's weights
- A few „standard“ Objective Trees may evolve
- We now have:
 - A structured approach to make accountable preservation decisions
 - A transparent decision process



Next steps



- Cooperating with institutions to elaborate "standard" Objective Trees
- Cooperate on generating "exhaustive" listings of file format characteristics
- Develop tool support for calculating different weighting scenarios
- Evolve into decision support system